

JAILBREAKER JIG SAW

Installation manual:

Thank you for purchasing the Jailbreaker Jigsaw system!

Please take yourself some time to read this manual to get accustomed to Jailbreaker Jigsaw.


This product is a tool that makes it possible to install our RAX Jailbreaker software on software versions 16.50.xx and newer. You will need additional software of your choice (sold separately) in order to fully enjoy the benefits of this product.

Our Youtube clips of this product can be found here:

How to use the Jailbreaker Jigsaw:

<https://www.youtube.com/watch?v=1dfKblecCLM>

Jailbreaker Jigsaw hardware



Make sure the SD-card is seated correctly in the SD-card slot.

Connect the USB-cable to the Jailbreaker Jigsaw using the micro USB-port. Please check orientation.

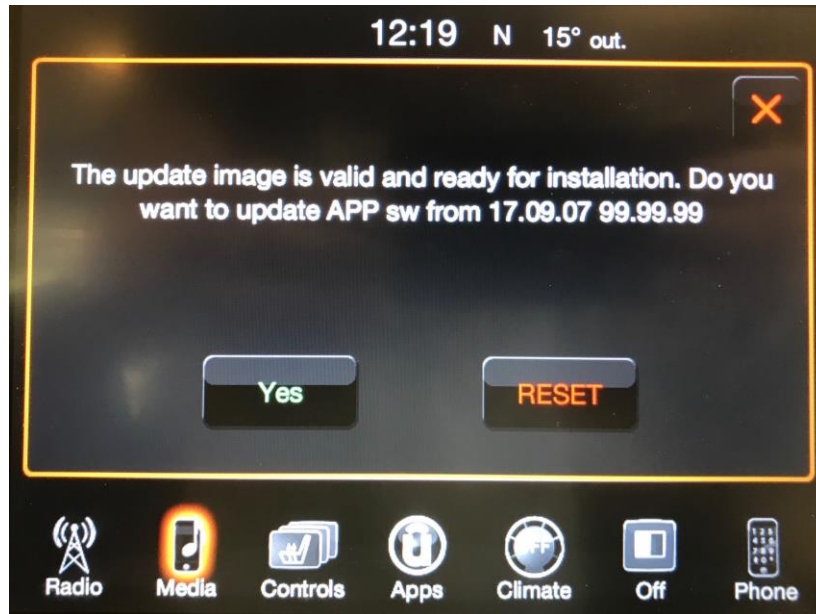
The Jailbreaker Jigsaw is now ready to use in your vehicle.

Every market (EU/NA/RW) has one type with navigation from factory (VP4) and one without (VP3). You will need model specific SD-cards for every market and every type of head unit you want to unlock.

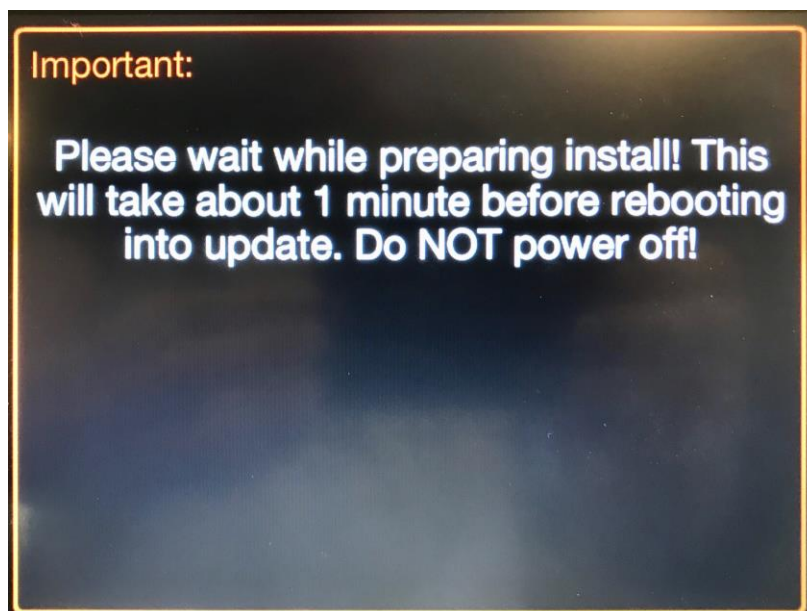
Dealers with many different cars and models may need multiple SD-cards to cover their needs, while consumers usually need only one SD-card. One SD-card is included with Jailbreaker Jigsaw by default.

(Extra SD-cards sold separately)

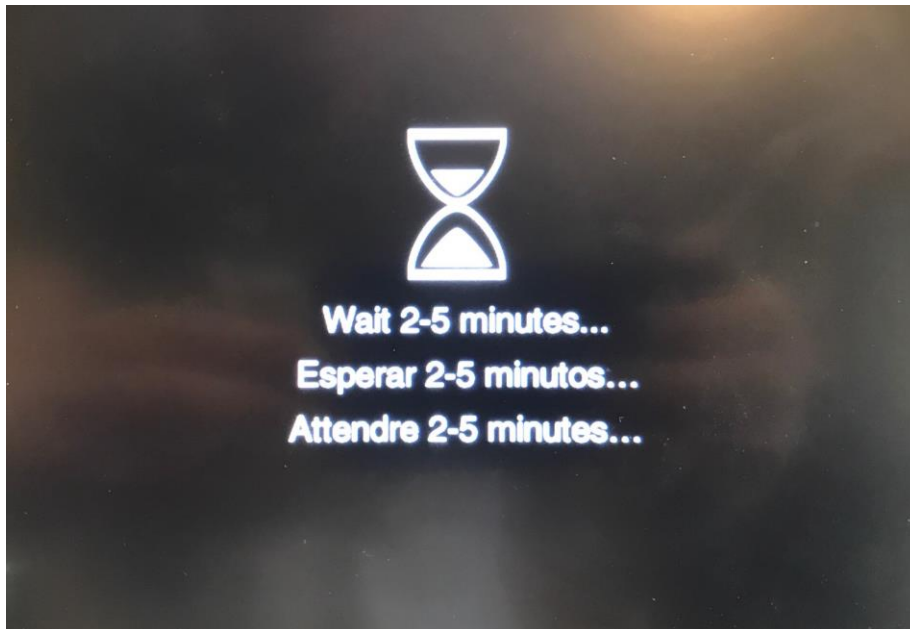
Using the Jailbreaker Jigsaw:



Turn the vehicle's engine on and plug the Jailbreaker Jigsaw into the USB-port using the supplied micro-USB cable. It takes around 90 seconds after the ignition turns on for the Jailbreaker Jigsaw to be detected, after which the access LED on Jailbreaker Jigsaw will start to flash. The access LED will keep flashing for 4-6 minutes and finally you will see an install prompt on the Uconnect's monitor. Accept the install and let it commence.



Please wait for a little while...



After a minute or two, the Uconnect will reboot and then display an hour glass with the message “Please wait for 2-5 minutes”.

At this point you can disconnect the Jailbreaker Jigsaw and insert the USB stick you have prepared with RAX Jailbreaker software of your choice (sold separately). The install will commence automatically.

The Jailbreaker Jigsaw can be used an unlimited number of times in an unlimited number of vehicles to make them ready to install our RAX Jailbreaker software.

NOTE: You will need one license (token) for every vehicle you intend to use our software in (sold separately)! You will not be able to use our software without a valid license for every vehicle.

The Jailbreaker Jigsaw is a tool that makes it possible to install our RAX Jailbreaker software, only. Jailbreaker Jigsaw does nothing on its own. RAX Jailbreaker software (sold separately) must be installed after using Jailbreaker Jigsaw in order to have a fully working head unit in your vehicle!!!